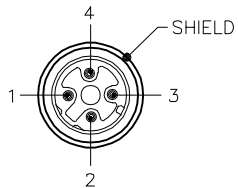
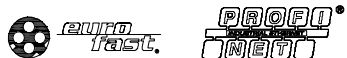


MALE END VIEW

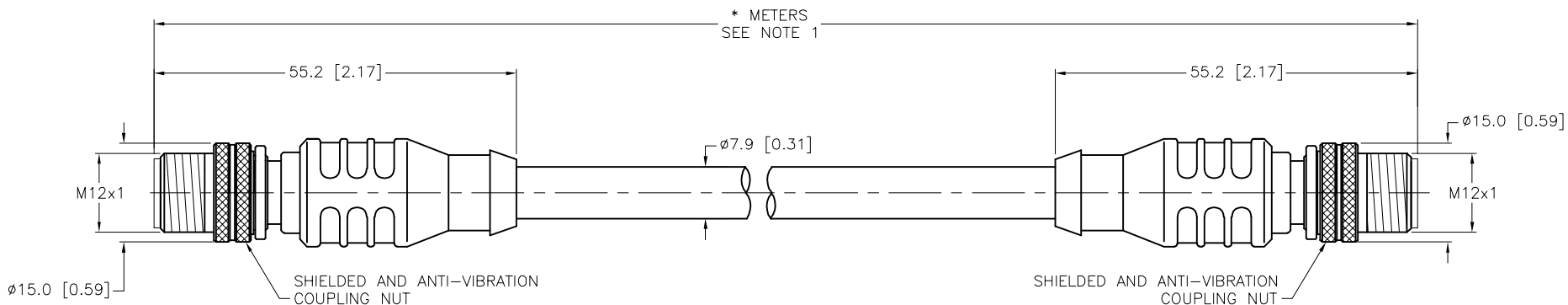


- PAIR — 1 = YELLOW (+TD)
- PAIR — 2 = WHITE (+RD)
- PAIR — 3 = ORANGE (-TD)
- PAIR — 4 = BLUE (-RD)



SPECIFICATIONS

CONTACT CARRIER MATERIAL	TPU
MOLDED HEAD MATERIAL/COLOR	TPU/BLACK
CONTACT MATERIAL/PLATING	BRASS/GOLD
COUPLING NUT MATERIAL/PLATING	BRASS/NICKEL
RATED CURRENT [A]	4.0 A
RATED VOLTAGE [V]	30 VAC/42 VDC
OUTER CABLE JACKET MATERIAL/COLOR	TPE/BRIGHT GREEN
CONDUCTOR INSULATION MATERIAL	HDPE
NUMBER OF CONDUCTORS [AWG]	4x22 AWG, STRANDED, CAT 5E
SHIELDING	ALUMINUM-POLYESTER FOIL, TINNED-COPPER BRAID
TEMPERATURE RANGE	-40°C to +80°C (-40°F to +176°F)
PROTECTION CLASS	MEETS IEC IP67
CONDUCTOR ARRANGEMENT	2x UNSHIELDED TWISTED PAIRS



CABLE LENGTH	TOLERANCE*
ALL LENGTHS	+ 4% (OR 50mm) OF LENGTH - 0% (OR 0mm) OF LENGTH WHICHEVER IS GREATER
STRIP LENGTH	TOLERANCE*
0-7mm	±0.5mm
8-29mm	±1.0mm
30-49mm	±2.0mm
50-69mm	±3.0mm
70-100mm	±4.0mm
OVER 100mm	±5.0mm

* UNLESS OTHERWISE SPECIFIED

NOTES:

- "*" INDICATES CABLE LENGTH IN METERS. CONTACT TURCK TO ORDER SPECIFIC LENGTHS.
- "/C1195" DESIGNATES PERFORMANCE TESTING USING A FLUKE CABLE ANALYZER. TEST RESULT INCLUDED IN PACKAGING.

SOURCE DRAWING - FOR REFERENCE ONLY

RELATED DOCUMENTS 1. 2. 3. 4.	3RD ANGLE PROJECTION 	THIS DRAWING IS CONFIDENTIAL AND THE PROPERTY OF TURCK INC. USE OF THIS DOCUMENT WITHOUT WRITTEN PERMISSION IS PROHIBITED.		3000 CAMPUS DRIVE MINNEAPOLIS, MN 55441 1-800-544-7769 (763) 553-7300 (763) 553-0708 fax www.turck.us	
	MATERIAL	DRFT RDS	DATE 08/01/12	DESCRIPTION RSSD RSSD 423-*M/C1195	
FINISH	ALL DIMENSIONS DISPLAYED ON THIS DRAWING ARE FOR REFERENCE ONLY	APVD T.S.	SCALE 1=1.0	IDENTIFICATION NO.	
	CONTACT TURCK FOR MORE INFORMATION	UNIT OF MEASUREMENT MILLIMETER [INCH]		REV G	
G UPDATE RATED VOLTAGE	NF 02/06/24	DO NOT SCALE THIS DRAWING		FILE: 777030126	
REV DESCRIPTION	BY DATE ECO NO.			SHEET 1 OF 1	